


Interior Lacquer

Vegetable oil lacquer for opaque lacquer coatings on interior wood and ferrous metal surfaces; optionally glossy or satin matt



AGLAIA Interior Lacquer is a resistant, waterproof natural resin lacquer for opaque lacquer coating of doors, furniture and interior items of everyday use made of wood and iron material. Can be supplied with glossy and satin matt finish. Please use AGLAIA Weather Protection Lacquer in exterior areas.

1. Product Properties

As a classic oil lacquer, apart from tree resins, contains vegetable oils, which absorb oxygen on drying and interlink to form a diffusible and waterproof film. The combination with UV-resistant, finely ground mineral pigments enables particularly thin layered and economical application. Does not tend to become brittle and flake. The pure vegetable oils are CO₂-neutral and are integrated in natural cycles. Recommended in building biology terms.

1.1. Composition

- Boiled concentration of tree resins, linseed oil and vegetable stand oils
- Aromatic compound-free solvent
- Mineral pigments: lightfast and of natural origin
- Matting with silicic acid for satin matt
- Free from plasticisers and synthetic resins
- "Transparent recipe": see AGLAIA full product declaration

1.2. Technical properties

1.2.1. Overview

- Use on interior surfaces
- Glossy or satin matt
- High yielding, easy-to-use high solid
- Can be coated over practically an unlimited number of times
- Water-repellent, diffusible and moisture regulating
- Abrasionproof, water-repellent and non swellable in water
- Maximum lightfastness thanks to pure mineral pigmentation
- Perspiration and saliva-fast to DIN 53 160 / EN 71 Part 3

1.2.2. Important building physics characteristics*

Parameter	Value	Conformity
Density 20°C:	approx. 1.25 kg / L	
Viscosity:	approx. 130 s	3 mm flow cup ISO 2431
s _d value (H ₂ O):	< 0.5 m (satin matt)	
Colourfastness:	Class B1	BFS Information Sheet No. 26
Gloss level at 85°C:	glossy or medium gloss (satin matt)	EN ISO 2813
Flash point:	> 61°C	
VOC content (max.):	300 g/L	ChemVOCFarbV (Regulations limiting VOC emissions of paints and lacquers), Cat. A/d
Solids content:	approx. 77% (high solid)	

* Values depend on gloss level and colour

1.2.3. Colour

- 8 lightfast, natural standard colours including white.
- Can be mixed together as required.


2. Use

2.1. Substrate requirements

- The substrate must be clean, dry, firm and stable and must be free from efflorescent, discolouring, adhesion-impairing and/or drying-delaying substances.

Interior Lacquer

Vegetable oil lacquer for opaque lacquer coatings on interior wood and ferrous metal surfaces; optionally glossy or satin matt



- Ensure constructive wood preservation and wood quality free from blue stain, match chemical wood preservation to DIN 68800 Part 3 with coating system and resistance class.
- Bright ferrous metal or steel: Suitable for corrosivity categories C1 to EN ISO 12944-2.
- Not suitable for zinc coated sheet steel and non-ferrous metals.

2.2. Brief information on the standard system

- **On visually high-quality wood (doors, furniture fronts):**
 - Prime with AGLAIA Wood Primer
 - Intermediate coat with AGLAIA Undercoat
 - 2 opaque coats of AGLAIA Interior Lacquer, glossy or satin matt
- **On all other woods depending on the required finish quality and requirements:**
 - Prime with AGLAIA Wood Primer, AGLAIA Rapid Wood Primer W and/or AGLAIA Undercoat
 - 1 – 2 opaque coats of AGLAIA Interior Lacquer, glossy or satin matt
- **On ferrous metals and steel:**
 - Prime with AGLAIA Corrosion Protection Primer
 - Intermediate coat with AGLAIA Undercoat
 - 1 – 2 coats of AGLAIA Interior Lacquer, glossy or satin matt

2.3. Substrate and preparatory treatment

- **Wood:**

Sand down absorbent, raw or non film-forming impregnated wood and prime with AGLAIA Wood Primer. Apply thick, saturating coat. Completely sand off crumbly, weathered wood that has turned grey, or replace it. Maximum wood moisture for softwood 15%, for hardwood 12%. Wash off grease, resin and wax thoroughly with AGLAIA Balsam Lacquer Thinner. Resin-rich exterior wood (e.g. larch) tends to resin flux in the heat. Always try out on a test area of oak (tannic acid!) and tropical wood species (discolouring, drying-delaying constituents!) as well as wood-based materials beforehand. Pay particular attention to suitability and the relevant coating guidelines of the supplier. Saturate wood-based materials (OSB, particleboards, MDF) and AGLAIA Penetrating Primer. After it has dried through, sand any shiny patches carefully until matt. Remove cracked, loose and flaking old lacquer or synthetic resin-based coatings pore deep by sanding down. Adherent, firm oil and alkyd resin coatings: sand the surface thoroughly and coat with caustic lye. Prime the rear of panelling in wet rooms as well due to warpage if moisture is absorbed. Ensure back ventilation. Remove scratches or dents by grinding or sanding and smoothen with lacquer filler. Intermediate coat with AGLAIA Undercoat. Before installation, primer all sides of structural timbers and also lacquer once. Because of the odour, do not use oil lacquers or oily primers on the insides of cupboards and drawers. Coat only with AGLAIA Rapid Wood Primer W and only lacquer the fronts of furniture and exterior surfaces.
- **Ferrous metals and steel:**

Derust thoroughly, sand the surface and degrease with AGLAIA Balsam Lacquer Thinner. Prepare with AGLAIA Corrosion Protection Paint and AGLAIA Undercoat. Not for use on zinc coated steel. Use AGLAIA Radiator Lacquer on radiators.
- **Unsuitable substrates** are surfaces highly exposed to mechanical stresses or moisture. Take into account the slower through drying, less surface hardness and scratch resistance of oil lacquers compared to synthetic resin lacquers, for example on furniture exposed to high wear. Not very suitable for worktops or in the splashing water area of bathrooms and kitchens. Satin matt surfaces are generally more sensitive to dirt and attrition than glossy surfaces. Tropical woods, oak and wood-based materials: try out on a test area. Plastoelastic, weak adhesion and brittle old coatings, e.g. acrylic-based, cannot be coated over. Zinc coated steel sheets, non-ferrous metals and areas at risk of corrosion are also not suitable.
- **Defective substrates** require a differentiated approach, try out on a test area on site.

2.3.1 Maintenance and follow-up treatment

Clean lacquer surfaces gently with mild soapy water only and without aggressive abrasives or abrasive sponges and then dry, avoid standing water and dried on product. Follow-up treatment is possible at any time by finely sanding/grinding the surface and lacquering over. Thoroughly wash off greasy dirt first using soapy water and if necessary solvent. Remove scratches by sanding/grinding and fill.

2.4. Application instructions


2.4.1. General information

Check substrate suitability as required (see 2.1 and 2.3). Pay particular attention to the absorbency, strength and texture of the respective substrate. Try out on a test area before using on high quality and critical surfaces. Ensure that the product is used by qualified persons only.

- Carefully cover surfaces which are not to be treated – especially floors, windows, furniture, expansion joints and hardware – and protect them from splashes.
- Provide personal protective equipment.
- Only use containers from the same production batch to coat self-contained areas.
- Ensure sufficient qualified workers and smooth, uninterrupted coating process. Check the colours before use.
- Do not use in wet conditions or on heated or chilled through surfaces.
- Minimum application temperature: +8°C.
- Ensure sufficient ventilation (purge ventilation) and heat (room temperature) for drying, handle fresh coatings carefully.

Interior Lacquer

Vegetable oil lacquer for opaque lacquer coatings on interior wood and ferrous metal surfaces; optionally glossy or satin matt



- Drying time per coat: in normal climate is ready to sand and coat over after 24 hours.
- Only paint over dry coats. Tack-free in normal climate after several days, avoid excessive coat thicknesses and gluing up/clogging, e.g. in door rebate.

2.4.2. Application

Apply AGLAIA Interior Lacquer with a round brush, flat brush, lacquer roller, or spraying method (low-pressure, high-pressure, air-mix).

- Stir AGLAIA Interior Lacquer thoroughly before use.
- Apply as an absolutely thin coating, smoothly, seamlessly and uniformly in the direction of the grain or figure. Delayed drying if applied too thickly and/or non-uniformly. Ensure good edge cover.
- Avoid excessive coat thicknesses, spread out well including on rough substrates and horizontal surfaces.
- If necessary, thin with up to 3% AGLAIA Balsam Lacquer Thinner, especially the first coat, and if using a spray coating method.
- Two same colour topcoats with AGLAIA Interior Lacquer with at least 24 hours between each coat.
- In case of dust inclusions and longer stoppage times between the coats (> 1 week), finely sand the surface and remove dust first before coating over.
- Avoid excessive coat thicknesses if using spraying methods too, spread excess material carefully using a brush. Especially on horizontal surfaces and pockets, do not allow any "lakes", thick edges or runs and sags to dry on the surface. It is advisable to try out application on a test area. Note the risk of auto-ignition in extractor filter mats in case of oily overspray.

2.5. Auxiliary products

- AGLAIA Wood Primer: universal oil primer for absorbent wood.
- AGLAIA Rapid Wood Primer W: water-thinnable interior wood primer.
- AGLAIA Corrosion Protection Paint: corrosion inhibiting priming coat for ferrous metals.
- AGLAIA Undercoat: white matt undercoat for wood and ferrous metals.
- AGLAIA Balsam Lacquer Thinner: thinner and for substrate and tool cleaning.

3. Application Rate and Container Sizes

The application rate, i.e. the quantity required for smooth, normally absorbent substrates is approx. 0.08 L AGLAIA Interior Lacquer per m² and pass. Determine additional application rate on rough substrates by trying out on a sample area.

Container sizes: 0.25 L / 0.75 L / 3 L / 10 L

4. Cleaning

Clean equipment, tools and soiled clothing thoroughly with AGLAIA Balsam Lacquer Thinner immediately after use.

5. Storage

Stored in original container, tightly closed, can be kept for at least 18 months. Close opened containers airtight. Remove any skin that has formed, do not stir into the product. Never pour the product into solvent-swellable containers.

6. Safety Instructions

- Comply with the EC Safety Data Sheet. Avoid contact with skin and eyes. Repeated exposure may cause skin dryness or cracking. Repeated contact may cause allergic reactions in people who are particularly sensitive. For details of product composition refer to AGLAIA full product declaration. Even natural products are not free from emissions. Ensure sufficient ventilation and heat. Do not occupy rooms until they are through-dry and all odours have dissipated. Do not breathe sanding/grinding dust and spray. Protect the surroundings from splashes. No smoking, keep away from sources of ignition. Keep out of the reach of children. Cleaning cloths and other contaminated materials constitute a potential fire hazard. After use, collect in closed, non-flammable containers and dispose of safely. Dispose of product residues in accordance with the legal regulations.
- Waste code (EWC code): 080111

7. Declaration

This technical information is offered as advice based on our knowledge and practical experience. All information and tips are provided without guarantee and do not establish rights to make any claims of any kind whatsoever. The information provided does not release the user from their responsibility to check the product's suitability and application method for the specific substrate on which it is to be used. Subject to change without notice as part of our product development. Additives for tinting, thinning, etc. are not permitted. Check the colours before use. This information sheet becomes invalid automatically when a new edition is issued. The information in the current version of the EU Safety Data Sheets is binding for classification according to the Hazardous Substances Regulations, disposal, etc.

Head office: Louis Gnatz GmbH
Ottostraße 13
D-84030 Landshut
www.farben-gnatz.de

Factory: BEECK'sche Farbwerke
Louis Gnatz GmbH
Gottlieb-Daimler-Strasse 4
D-89150 Laichingen

Tel. +49 7333 96 07 11
Fax +49 7333 96 07 10
info@aglaia.de
www.aglaia.de