


Liquid Wax

Natural wax for machine application for oiled interior wooden surfaces, parquet, cork and stone tiles



1. Product Properties

AGLAIA Liquid Wax is a wax preparation for oil finished parquet, cork, unglazed Cotto and stone tiles. After drying and polishing a subtle, satin finish surface results. Suitable for mechanical application with single disc machines as well as for application by hand with jute cloth. Can also be used on wooden plank floorings, wall and ceiling panels, shelving and wainscots. Use only on system-compatible oiled substrates, e.g. with AGLAIA Pore Filler or AGLAIA Hard Resin Oil. Ideal in domestic areas. Do not use in exterior areas, on stairs, in sanitary units or on highly-frequented entrance areas.

1.1. Composition

- Pure natural hard waxes
- Aromatic compound-free solvent
- Free from plasticisers, synthetic resins and microwaxes
- "Transparent recipe": see AGLAIA full product declaration

1.2. Technical properties

1.2.1. Overview

- Use on interior surfaces
- Classic oiling and waxing
- Pleasant to touch
- Durable
- Easy care
- Dirt and water repellent
- Free from electrostatic charge
- Water vapour permeable

1.2.2. Important building physics characteristics*

Parameter	Value	Conformity
Density 20°C:	0.77 kg/L	
Viscosity:	< 500 mPas	
sd value (H ₂ O):	< 0.5 m	
Gloss level at 85°C:	silk gloss or medium gloss	EN ISO 2813
Flash point:	> 61°C	
Coat thickness:	< 5 µm	
VOC content (max.):	700 g/L	ChemVOCFarbV (Regulations limiting VOC emissions of paints and lacquers), Cat. A / f

1.2.3. Colour

- Transparent.
- Possible deepening of colour on original substrate. Try out on a test area on site.

2. Use

2.1. Substrate requirements

- The substrate must be clean, dry, firm and stable and must be free from efflorescent, discolouring, adhesion-impairing and/or drying-delaying substances.

2.2. Brief information on the standard system


- Prepare rough wooden parquet, unglazed Cotto and stone tiles, cork and wood-based materials with system-compatible AGLAIA Hard Resin Oil or AGLAIA Pore Filler.
- Prime decorative, exposed wood and shelving with system-compatible AGLAIA Pore Filler or with AGLAIA Rapid Wood Primer W.
- Apply one coat of AGLAIA Liquid Wax on system-compatible oil finished surfaces.
- Leave for 12 – 24 hours and then gently and uniformly polish until a satin finish is achieved.

2.3. Substrate and preparatory treatment

- **Wooden parquet, wood block, wooden plank floorings, unglazed Cotto and stone tiles, solid wood, wood-based materials:** Prepare system-compatibly laid cork and parquet floorings preferably with AGLAIA Hard Resin Oil. Note and follow VOB DIN

Liquid Wax

Natural wax for machine application for oiled interior wooden surfaces, parquet, cork and stone tiles



18356 and 18367 respectively for parquet and wood block work. For thorough cleaning and renovation use AGLAIA Balsam Lacquer Thinner to remove greasy and resinous contaminations. Remove wax residues pore deep with AGLAIA Balsam Lacquer Thinner. Use clean water to remove wax residues from cleaning emulsions. Sand down greyed, worn and brittle hard resin-based lacquers and flooring oils as required, until the surface is visually homogeneous. Renovate the system with AGLAIA Hard Resin Oil and AGLAIA Liquid Wax. Planed and finely sanded, attractively grained or figured exposed wood, cork and wood-based materials are suitable for oil and wax treatment. On oak (tannic acid!) and topical woods (discolouring and drying-delaying constituents!) Try out on a test area. After priming sand off any upright fibres (grit size 240 or finer). Apart from AGLAIA Hard Resin Oil, depending on the area of use, AGLAIA Pore Filler or AGLAIA Rapid Wood Primer W can also be used as oil primers. Coat the inside of cupboards, drawers and chests with AGLAIA Rapid Wood Primer W only.

- **Unsuitable substrates** are surfaces exposed to weathering, or surfaces highly exposed to mechanical stresses or moisture, e.g. floors and furniture in kitchens and sanitary units as well as the entrance areas of public buildings. Due to the risk of slipping, waxes are not suitable for stairs.
- **Defective substrates** require a differentiated approach, try out on a test area on site.

2.3.1. Maintenance and follow-up treatment

AGLAIA Liquid Wax increases dirt repellency and acts as a wearing coat on oil finished surfaces. Clean gently with a damp, well-wrung out cloth or mop for maintenance cleaning of heavily used areas, where necessary clean thoroughly and re-treat with AGLAIA Liquid Wax. Avoid thick coated layers of wax. Dewax raw, worn or damaged wood carefully, sand and renovate with system products. In most cases partial making good is possible. For continuous care, it is advisable to add AGLAIA Self-Glossy Wax to the water used to wipe clean surfaces. Please note and follow the AGLAIA Care Guidelines for oiled and waxed floors; contract element in accordance with VOB DIN 18356 and 18367.

2.4. Application instructions

2.4.1. General information

Check substrate suitability as required (see 2.1 and 2.3). Pay particular attention to the absorbency, strength and texture of the respective substrate. Try out on a test area before using on high quality and critical surfaces. Ensure that the product is used by qualified persons.

- Carefully cover surfaces which are not to be treated and protect them from splashes.
- Provide personal protective equipment.
- Before use stir or shake container.
- Only use containers from the same production batch for use on self-contained areas. Mix together different containers before use.
- Ensure sufficient qualified workers and smooth, uninterrupted coating process.
- Minimum application temperature: +18°C.
- Drying times of the oil primer: In normal climate conditions, AGLAIA Hard Resin Oil must be finished with AGLAIA Liquid Wax after 48 hours, AGLAIA Pore Filler after 24 hours. Only wax dry coats.
- Treat fresh coats and wax layers carefully; avoid moisture, dirt and dust. Wait at least 24 hours before walking on floors and wear disposable shoe covers.
- Ensure sufficient ventilation (purge ventilation) and heat (room temperature) for several days for drying.
- Tack-free in normal climate after several days, avoid excessive coat thicknesses and gluing up/clogging, e.g. in parquet joints. Leave rooms for at least 1 week before moving in furniture or laying carpets or mats.

2.4.2. Application

Apply with single disc machine (beige pad) or lint-free jute cloth.


- Apply AGLAIA Liquid Wax extremely sparingly and thin. Spread carefully and uniformly. Check application rate, 1 litre is sufficient for around 25 m²!
- Use product unthinned. Adjusting the temperature (with lid opened, without naked flame!) to 35°C maximum liquefies the product and enables smooth application.
- After drying time of 12–24 hours polish until a satin finish is achieved, gently and uniformly with polishing bonnet, white pad, floor polisher (blocker) or jute cloth.
- Treat and polish room corners and edges, smoothly and seamlessly, together with the main floor area. Avoid sticky wax residues in joints, corners and recesses.
- To decide on technique to use, especially if applying mechanically for the first time, it is advisable to try out on a test area.

2.5. Auxiliary products

- AGLAIA Balsam Lacquer Thinner: for substrate and tool cleaning.
- AGLAIA Pore Filler: filling primer oil for substrate preparation.
- AGLAIA Hard Resin Oil: one-pack special oil lacquer for treating floors.
- AGLAIA Rapid Wood Primer W: water-thinnable wood primer.
- AGLAIA Self-Glossy Wax: cleaning and care product, add to water used to wipe clean surfaces.

Liquid Wax

Natural wax for machine application for oiled interior wooden surfaces, parquet, cork and stone tiles



3. Application Rate and Container Sizes

Consumption approx. 0.04 L per pass and m².

Container sizes: 0.25 L / 1 L / 3 L / 10 L

4. Cleaning

Use AGLAIA Balsam Lacquer Thinner to thoroughly clean equipment, tools and soiled clothing immediately after use.

5. Storage

Stored in original container, tightly closed, can be kept for at least 24 months. Close opened containers airtight. Never pour into solvent-swellable containers.

6. Safety Instructions

- Comply with the EC Safety Data Sheet. Avoid contact with skin and eyes. Repeated exposure may cause skin dryness or cracking. Repeated contact may cause allergic reactions in people who are particularly sensitive. For details of product composition refer to AGLAIA full product declaration. Even natural products are not free from emissions. Ensure sufficient ventilation and heat. Do not occupy rooms until all odours have dissipated. Do not breathe vapour / spray. Do not breathe sanding/ grinding dust and spray. Protect the surroundings from splashes. No smoking, keep away from sources of ignition. Freshly waxed floors may be slippery, put up warnings if necessary. Never use on stairs. Keep out of the reach of children. Avoid release into the environment. Obtain special instructions / refer to the safety data sheet for advice. Harmful to aquatic organisms, may cause long-term adverse effects in the aquatic environment. Dispose of product residues in accordance with the legal regulations.
- Waste code (EWC code): 080111

7. Declaration

This technical information is offered as advice based on our knowledge and practical experience. All information and tips are provided without guarantee and do not establish rights to make any claims of any kind whatsoever. The information provided does not release the user from their responsibility to check the product's suitability and application method for the specific substrate on which it is to be used. Subject to change without notice as part of our product development. Additives for tinting, thinning, etc. are not permitted. Check the colours before use. This information sheet becomes invalid automatically when a new edition is issued. The information in the current version of the EU Safety Data Sheets is binding for classification according to the Hazardous Substances Regulations, disposal, etc.

Head office: Louis Gnatz GmbH
Ottostraße 13
D-84030 Landshut
www.farben-gnatz.de

Factory: BEECK'sche Farbwerke
Louis Gnatz GmbH
Gottlieb-Daimler-Strasse 4
D-89150 Laichingen

Tel. +49 7333 96 07 11
Fax +49 7333 96 07 10
info@aglaia.de
www.aglaia.de